



CUEPIX PANEL™


SKU# CUE295

FEATURES

- 25 x 30W 3-in-1 RGB COB LEDs
- 100,000 Hour Rated Life LEDs
- 60° Beam Angle - 80° Field Angle
- RDM (Remote Device Management)
- Individual Control of Each COB Module
- Variable and Selectable Dimming Curves
- Strobe and Zone Chase Effects
- Flicker Free Operation for TV and FILM
- Integrated Rigging Points and Optional Bracket



The new CUEPIX Panel™ features (25) long life 30W 3-in-1 RGB COB LEDs, a 60° beam angle, RDM (Remote Device Management), individual control of each COB module, variable and selectable dimming curves, strobe and zone chase effects, flicker free operation for TV and Film, 3pin and 5pin DMX and powerCon in/out connections, LCD menu display with 4 button control panel, integrated rigging points and optional rigging bracket available, and a multi-voltage universal auto switching power supply (100-250v).



ELATION | CUEPIX PANEL™ | Product Specification Sheet

Specifications subject to change without notice ©Elation Professional

Elation Professional USA - Corporate Headquarters | 6122 S. Eastern Ave. | Los Angeles, CA. 90040
323-582-3322 | 323-832-9142 fax | www.elationlighting.com | info@elationlighting.com

Elation Professional B.V. | Junostraat 2 | 6468 EW Kerkrade, Netherlands
+31 45 546 85 66 | +31 45 546 85 96 fax | www.elationlighting.eu | info@elationlighting.eu

PRODUCT SPECIFICATIONS

SOURCE

(25) 30W 3-in-1 RGB COB LEDs
100,000 Hour Average Life

PHOTOMETRIC DATA

3310 Max LUX (307 fc) @1M (Red LEDs)
3720 Max LUX (346 fc) @1M (Green LEDs)
5870 Max LUX (545 fc) @1M (Blue LEDs)
15,490 Max LUX (1439 fc) @1M (Full ON)

FEATURES

High Power Long Life 3-in-1 RGB COB LEDs
60° Beam Angle - 80° Field Angle
Color Mixing + Individual Control of Each COB Module
Dimming : 0% - 100% of Each COB Module
RDM (Remote Device Management)
Flicker FREE Operation for TV and FILM
Stand Alone Operation with Master/Slave Function
Integrated Rigging Points and Optional Rigging Bracket

EFFECTS

Variable and Selectable Dimming Curves
Strobe and Zone Chase Effects

CONTROL / CONNECTIONS

5 DMX Channel Modes (3 / 6 / 7 / 75 / 79)
4 Button Control Panel and LCD Menu Display
3pin and 5pin DMX In/Out
RDM (Remote Device Management)
powerCON Power In/Out

SIZE / WEIGHT

Length: 24.8" (630 mm)
Width: 5.1" (130 mm)
Vertical Height: 25.6" (650 mm)
Weight: 36.4 lbs. (16.5 kg)

ELECTRICAL / THERMAL

AC 100-240V - 50/60Hz
750W Max Power Consumption
-14°F to 113°F (-10°C to 45°C)


APPROVALS / RATINGS

CE Approved
IP20 Rated

INCLUDED ACCESSORIES

(1) powerCON Cable

OPTIONAL ACCESSORIES



CUEPIX PANEL RIGGING BRACKET
(shown with optional Trigger Clamp)
SKU #CRB001



TRIGGER CLAMP
SKU# TRIGGER CLAMP



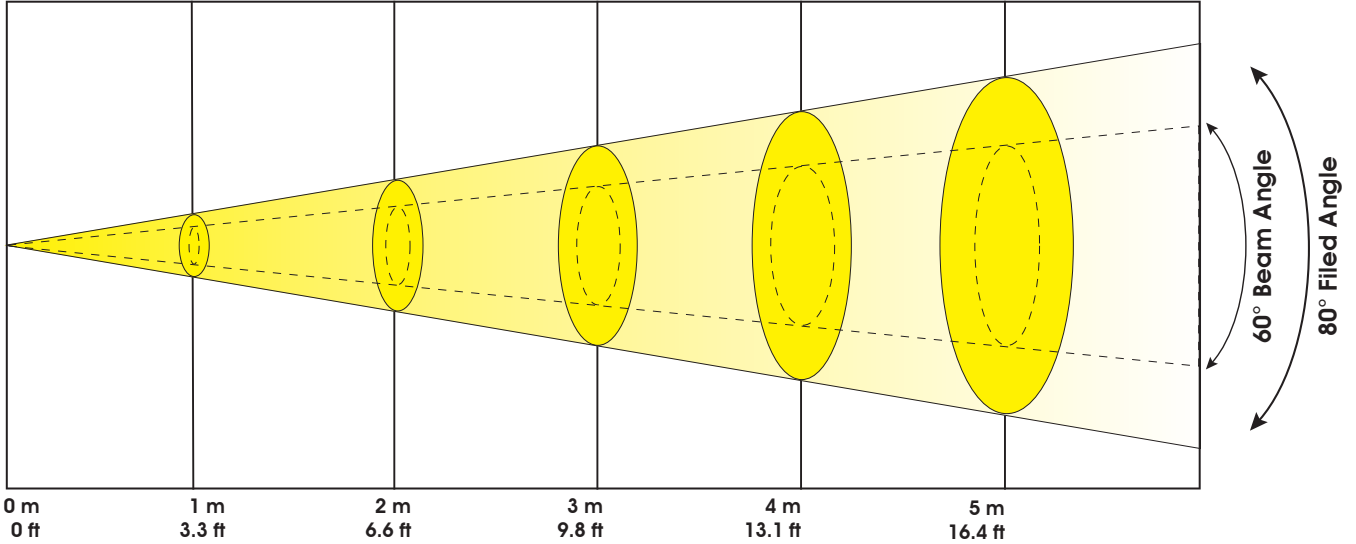
powerCON LINK CABLE
3' (0.91m) SKU# PLC3
6' (1.83m) SKU# PLC6
10' (3.04m) SKU# PLC10
15" (4.57m) SKU# PLC15



PHOTOMETRIC DATA

RED LEDs	307 FC / 3310 LUX	98 FC / 1058 LUX	50 FC / 535 LUX	27 FC / 295 LUX	15 FC / 161 LUX
GREEN LEDs	346 FC / 3720 LUX	112 FC / 1205 LUX	73 FC / 784 LUX	34 FC / 364 LUX	19 FC / 203 LUX
BLUE LEDs	545 FC / 5870 LUX	175 FC / 1880 LUX	105 FC / 1135 LUX	59 FC / 635 LUX	28 FC / 302 LUX
FULL ON	1439 FC / 15,490 LUX	486 FC / 5230 LUX	234 FC / 2520 LUX	107 FC / 1150 LUX	68 FC / 731 LUX

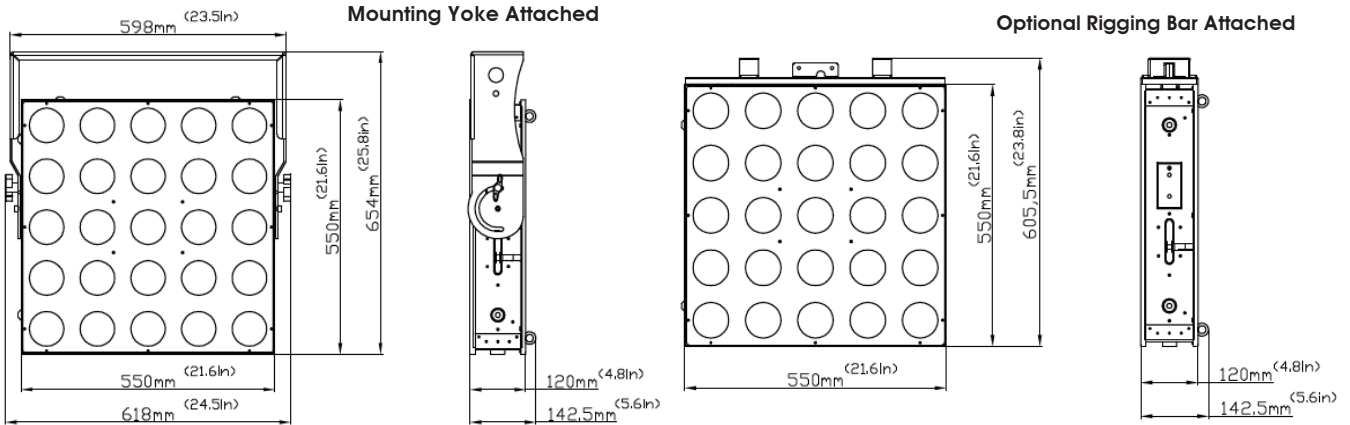
LUX x 0.0929 = FC



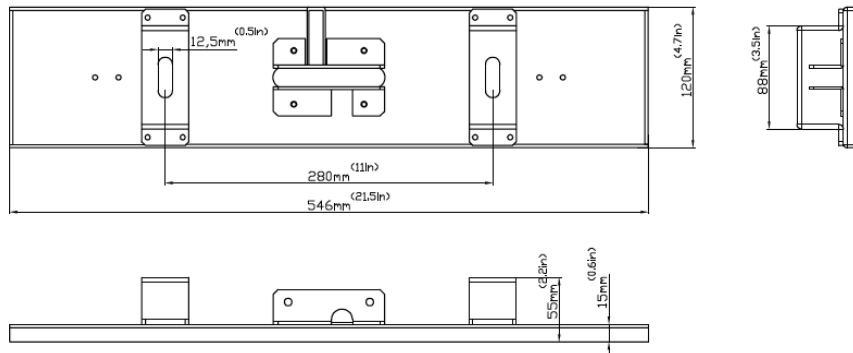
Max Beam Diameter

60° Beam Angle	Ø 1.7 m / Ø 5.4 ft	Ø 2.9 m / Ø 9.4 ft	Ø 4.0 m / Ø 13.0 ft	Ø 5.1 m / Ø 16.7 ft	Ø 6.3 m / Ø 20.5 ft
80° Field Angle	Ø 2.2 m / Ø 7.2 ft	Ø 3.9 m / Ø 12.6 ft	Ø 5.5 m / Ø 18.1 ft	Ø 7.2 m / Ø 23.6 ft	Ø 8.9 m / Ø 29.2 ft

DIMENSIONAL DRAWINGS



Optional Rigging Bar (Holds Up To 4 Panels Max)



Specifications subject to change without notice ©Elation Professional

Elation Professional USA - Corporate Headquarters | 6122 S. Eastern Ave. | Los Angeles, CA. 90040
323-582-3322 | 323-832-9142 fax | www.elationlighting.com | info@elationlighting.com

Elation Professional B.V. | Junostraat 2 | 6468 EW Kerkrade, Netherlands
+31 45 546 85 66 | +31 45 546 85 96 fax | www.elationlighting.eu | info@elationlighting.eu