

RS-701 Single-Channel Beltpack

Analog Partyline Intercom Systems

Linking
People
Together



RS-701

Key Features and Benefits

- Single-channel analog beltpack
- Visual LED indication on top of key-pad for Power (green), Call Signal (amber), and Talk Latch (green)
- Tactile buttons for Call and Talk
- Recessed rotary control for Volume with end stops for 270° rotation range
- Concealed, programmable DIP Switches for Latch Talk, Talk with Call, LEDs Off, Mic Gain, Mic Type and HP Level Off
- Fully compatible with current and previous models of Clear-Com analog partyline systems
- Low operating current for more beltpack daisy-chaining
- Rugged and strong construction
- “Clear-Com Sound” for intelligible audio

Encore™ is a 2-wire analog partyline system with intuitive plug-and-play design and superior “Clear-Com Sound” audio clarity.

Description

The RS-701 is a single-channel analog beltpack that can carry power and audio through the XLR-3 line connector. Each beltpack combines high headroom, low-noise audio and shaped frequency contour (the “Clear-Com Sound”) to deliver clear audio.

Operation

The RS-701 features LEDs on the top of the beltpack for visual indication of incoming and outgoing call signaling. A mic preamp enables intelligible voice communication for every volume level. Recessed rotary volume control, Talk and Call keys guard against accidental activation. The RS-701 has a low operating current to allow for more beltpacks in a daisy-chain.

DIP Switches and LEDs

A concealed DIP switch panel on the back of the beltpack allows the capability to select audio and key options quickly and easily. DIP switches can control features such as switching between electret or dynamic headsets, setting a minimum or off level for headphone output, adjusting volume settings, enabling or disabling LED signals, having Call on Talk or latching the Talk key. A green LED indicates that the beltpack is powered and a green LED on the Talk key indicates that the microphone is active (Talk is latched). An amber LED indicates a Call signal on the channel.

Improved Design

The RS-701 is designed in a rugged and reliable casing with a retro-design connection to the previous RS-500 Series beltpacks. A belt clip allows a variety of ways to use the beltpack; users can clip it to a belt or lanyard, or users can mount the belt clip to a wall, pole or desk for fixed installations.

Compatibility

The RS-701 is compatible with all Encore partyline products, as well as the PL-Pro line and other partyline systems via Encore interfaces.

RS-701 Single-Channel Beltpack

Analog Partyline Intercom Systems

Technical Specifications

dBu is an absolute measurement. 0 dBu is referenced to 0.775 volts RMS

Microphone Pre-Amplifier

Mic to Line (without limiter acting)

Frequency Response: 280 - 15k Hz \pm 3dB

Microphone output to line - Audio Level

(-50dBm Electret input): -9dBm

Microphone output to line - Distortion: <0.1%

Microphone output to line - Signal to Noise: >65dB

Headphone Pre-Amplifier

Frequency Response - Line to Headphone:

150 - 20k Hz \pm 3dB

Headphone input from line - Audio Level

(-9dBm Electret input): 3.5dBm

Headphone input from line - Distortion: <0.5%

Headphone input from line - Signal to Noise: >50dB

Earphone to Mic - Crosstalk: >80dB

Sidetone - Adjustment Range (-80db mic input): >45dB

Keypad Indicators

Power: Green LED

Talk: Green LED

Call: Orange LED

Connectors

Intercom Line: (2) 3-pin XLR-M-F

Ch. 1 2-Wire

Intercom Channel

Pin 1: Common

Pin 2: PL Power (+28VDC)

Pin 3: Line (Audio)

Headset: 4-pin XLR-M

Headset Connector

Pin 1: Mic - (Mic Common)

Pin 2: Mic +

Pin 3: Spkr-

Pin 4: Spkr+ (and 0.5*VCC DC, supply between Pin 4 and Pin 1)

Power

Input Voltage Range: 12-30 VDC

Input Current (Idle): \leq 12mA

Input Current (Max): \leq 28mA

Call Voltage

16.5 VDC

Minimum Voltage Needed: 3.3V

Environmental

32°F - 158°F (0°C - 70°C)

Dimensions

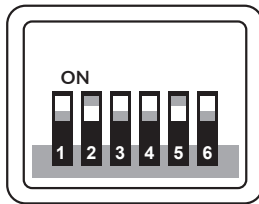
3.4 x 4.5 x 1.7 in (HxWxD)

(86 x 114 x 43 mm)

Weight

10.5 oz (0.30 kg)

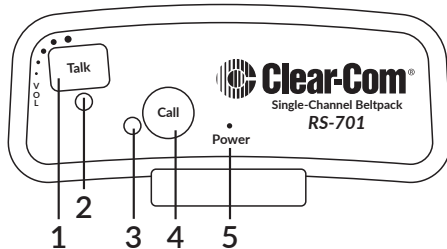
RS-701 DIP Switches



RS-701 Dip Switches

- | | | |
|---|--|---|
| 1. Mic Type
ON = Dynamic (default)
OFF = Electret | 3. Min Volume - Channel A
ON = Mute at min level (default)
OFF = Not silent at min level | 5. Call-on Talk Enable - Channel A
ON = Call occurs when talk on (default)
OFF = No call when talk on (default) |
| 2. Headset Output Level
ON = High
OFF = Low (default) | 4. LEDs On/Off
ON = LEDs normal operation (default)
OFF = All LEDs dark | 6. Talk Latch Enable - Channel A
ON = Latch enabled (default)
OFF = Latch disabled |

RS-701 Top



Legend

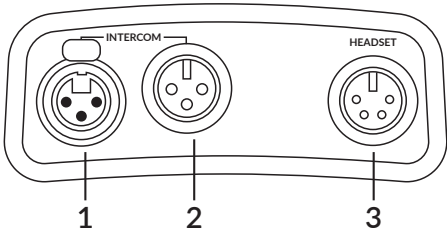
Top

- Talk Key
- Talk Key LED
- Call Key LED
- Call Key
- Power LED

Order Code

RS-701

RS-701 Bottom



Bottom

- Intercom Line In
- Intercom Line Out
- Headset Connector