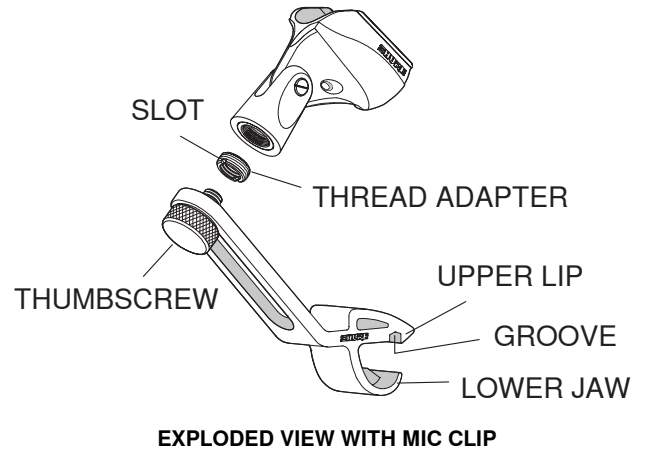


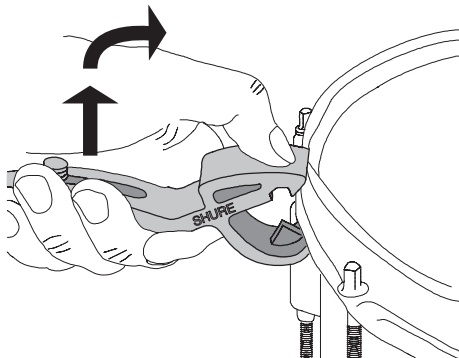
### General Description

Use the Shure A50D to mount a microphone onto a drum. The flexible, yet sturdy, rubber construction provides stability and ease of installation. Any standard microphone clip fits on the mount with the included 5/8 – inch to 3/8 – inch thread adapter.



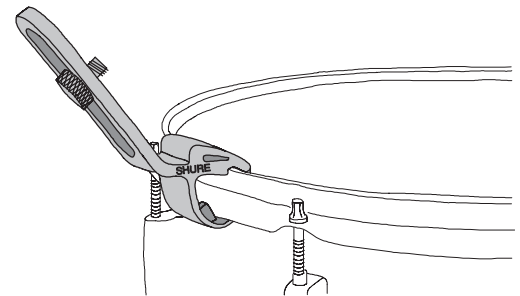
### STEP ONE: INSTALL THE MOUNT ON A DRUM

1. Place the lower jaw of the mount under the drum rim as shown in the following diagram.



**INSTALLING THE MOUNT**

2. After securing the mount's lower jaw, lift the mount up until the groove in its upper lip clicks into place over the top of the drum rim. Make sure the mount is clamped securely over the top edge of the drum and under the bottom flange of the drum rim.

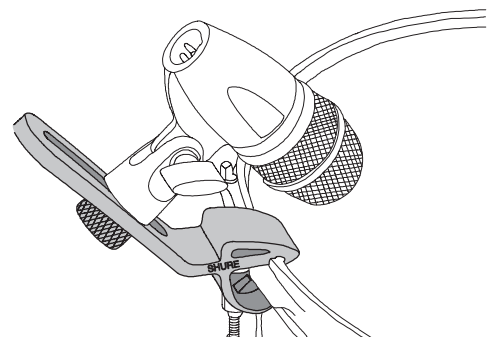


**PROPERLY INSTALLED MOUNT**

### STEP TWO: ATTACH A MICROPHONE TO THE MOUNT

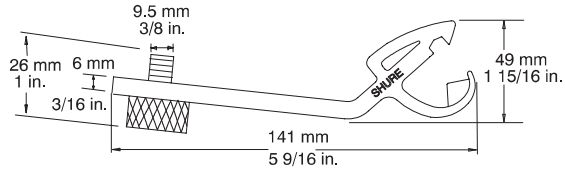
After installing the mount onto the drum rim, follow these instructions to attach a microphone:

1. Insert the thread adapter, slot side out, into the bottom of the mic clip.  
**NOTE:** The adapter also works with microphones that have an integrated mic clip, such as the PG56 (pictured below).
2. Screw the adapter clockwise until it is flush with the bottom of the mic clip.
3. Position the mic clip over the mount's thumbscrew. Turn the thumbscrew clockwise until the mic clip is firmly attached to the mount.  
**NOTE:** Do not over tighten.
4. Place a microphone in the clip.
5. To adjust the distance between the microphone and the drum head, loosen the thumbscrew slightly and slide the microphone up or down along the mount.



**MICROPHONE ATTACHED TO MOUNT**

**NOTE:** To minimize potential noise or damage from drum sticks, position the microphone outside the drummer's range of stick movement.



### DIMENSIONS

## Certifications

This product meets the Essential Requirements of all relevant European directives and is eligible for CE marking.

The CE Declaration of Conformity can be obtained from:  
[www.shure.com/europe/compliance](http://www.shure.com/europe/compliance)

Authorized European representative:  
Shure Europe GmbH  
Headquarters Europe, Middle East & Africa  
Department: EMEA Approval  
Jakob-Dieffenbacher-Str. 12  
75031 Eppingen, Germany  
Phone: +49-7262-92 49 0  
Fax: +49-7262-92 49 11 4  
Email: [info@shure.de](mailto:info@shure.de)