

Cardioid Condenser Microphone

DESCRIPTION

TourGroup™ microphones typify Beyer's comprehensive experience and sophisticated technological approach to the design of precision microphones for live performance use.

The MCE 81 is a studio quality unidirectional condenser microphone of very durable construction. Its cardioid polar pattern provides excellent gain-before-feedback while simultaneously providing superb isolation from off-axis sound sources.

A sophisticated internal shockmount dramatically reduces handheld or stand borne noise and vibration.

The microphone's wide range frequency response has been tuned to accurately reproduce vocal and speech information.

The MCE 81 contains a Multistage™ pop filter designed to reduce undesirable wind noise in outdoor or in close miking situations.

The microphone transducer is housed in an extremely rugged case which is weight balanced for added comfort during lengthy hand held performances and its slim design looks great on-stage or on-camera.

FEATURES

- **Cardioid polar pattern provides excellent gain-before-feedback**
- **Internal shockmount reduces handling noise and vibration**
- **Wide range frequency response for maximum intelligibility**
- **Multistage™ pop filter**
- **Rugged construction**
- **Weight balanced, slim profile design looks great on-stage or on-camera**

APPLICATIONS

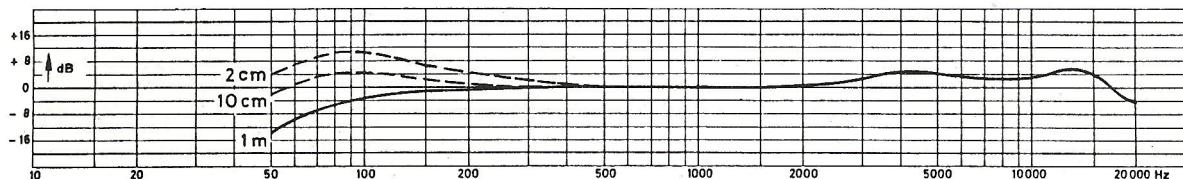
The MCE 81 has been specifically designed to satisfy the critical demands of high-quality sound re-enforcement and vocal applications.

Its frequency response and cardioid polar pattern provide musicians and sound engineers with maximum vocal clarity, intelligibility with excellent gain-before-feedback.

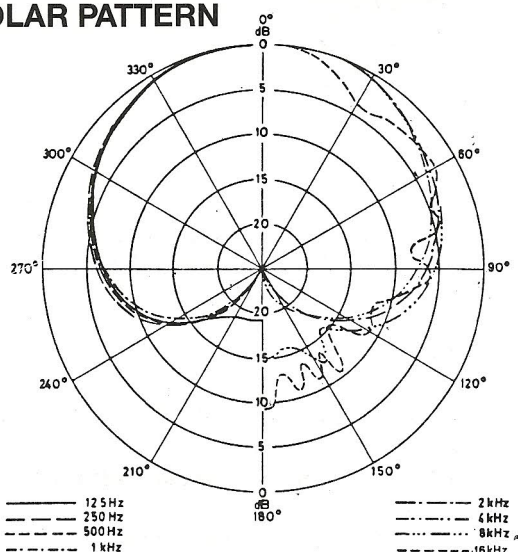
The MCE 81's sonic quality makes it an ideal choice for vocal applications in the studio yet its rugged construction makes it worthy of handling the physical punishment encountered during on-stage performances.

The microphone's weight-balanced and slim design allow vocalists maximum comfort during lengthy hand-held performances, while its internal shockmount system dramatically reduces unwanted handling noise.

FREQUENCY RESPONSE CURVE (± 2.5 dB)



POLAR PATTERN

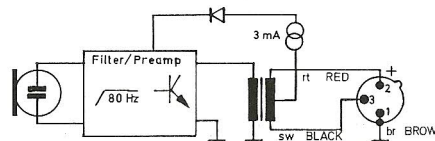


This polar pattern and frequency response curve correspond to typical machine run specifications from a standard MCE 81.

SPECIFICATIONS

Transducer type:	Electrostatic
Operating principle:	Pressure gradient
Frequency response:	50 – 18,000 Hz
Polar pattern:	Cardioid
Attenuation at 180° (1 kHz):	> 20 dB
Open circuit voltage at 1 kHz: (0 dBV \triangleq 1 V/Pa)	3.2 mV/Pa \triangleq -50 dBV
Nominal impedance:	190 Ω
Load impedance:	\geq 1000 Ω
Max. SPL at 1 kHz and THD \leq 1%:	138 dB
Signal-to-noise ratio rel. to 1 Pa.:	60 dB
A-weighted equivalent SPL:	26 dB
Supply voltage:	12 – 48 V phantom, power
Current consumption:	approx. 3 mA
Case:	Brass
Case finish:	Shaft – matte black Top – black mesh
Male connector:	Neutrik 3 pin
Net weight (less cable):	265 grams

WIRING DIAGRAM



Positive pressure produces positive voltage on red cable lead (+)

FURNISHED ACCESSORIES

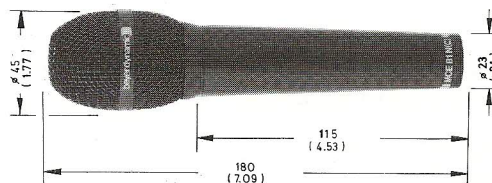
Carrying case:	Black zipper bag
Mic clip:	MKV 8

OPTIONAL ACCESSORIES

Cable:	MVK C-C/20 black 20 ft. two-conductor spiral shield synthetic rubber jacketed with black Neutrik 3 pin female XLR connector on mic end and black Neutrik 3 pin male XLR connector on equipment end. MVK C-C also available in 25 and 50 ft. lengths and with 1/4" two-conductor plug at equipment end
Mic clip:	MKV 6 quick release
Windscreen:	WS 69, available in black, red, blue, yellow, white and green

DIMENSIONS

In millimeters (inches in brackets)



ARCHITECTS' AND ENGINEERS' SPECIFICATIONS

The microphone shall be a condenser type with a frequency range of 50 – 18,000 Hz. The unit shall have a true Cardioid polar pattern. Attenuation at 180° shall exceed 20 dB. The microphone output shall be -50 dBV when 0 dBV \triangleq 1 V/Pa. The microphone shall be operated by any phantom power source with a supply voltage of 12 – 48 V. The output impedance shall be 190 ohms. The case shall be made of brass with a matte black finish and a mesh top. The dimensions shall be 7.09 in. (180 mm) overall length, head diameter of 1.77 in. (45 mm) and shaft diameter of 0.9/1.4 in. (23/27 mm). The microphone shall be available with a Neutrik 3 pin male connector or equivalent. The beyerdynamic model MCE 81 is specified.

Subject to change without notice.

beyerdynamic, Inc.
5-05 Burns Avenue, Hicksville, NY 11801, USA
Tel.: (516) 935-8000, Fax (516) 935-8018

beyerdynamic (GB) Ltd.
Cliffe Industrial Estate, Lewes, Sussex BN8 6JL, England
Tel.: (273) 47 94 11, Fax (273) 47 18 25